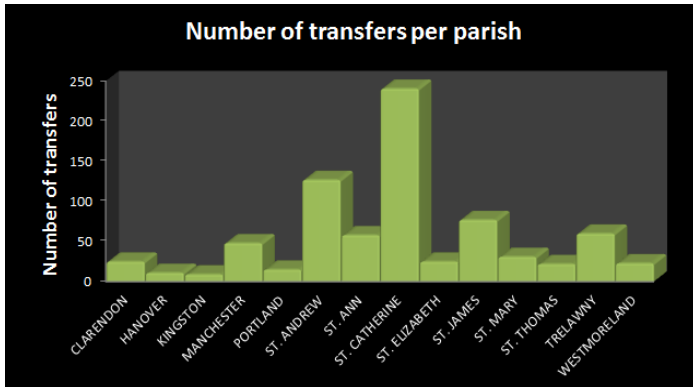


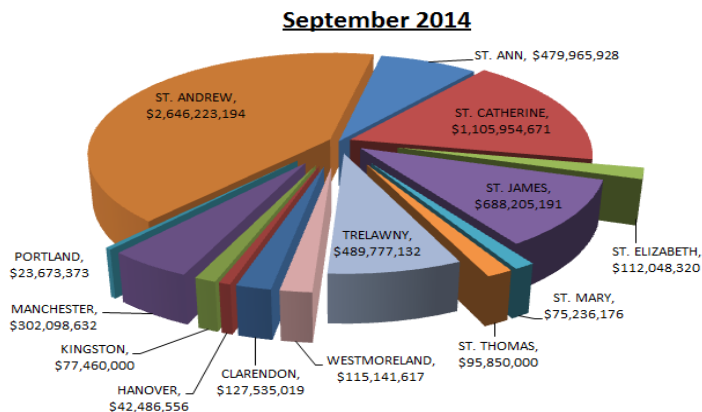
# Data Report September 2014

A total of 772 real estate transfers accounted for \$6.3 billion dollars which was spent on real estate transactions in the month of September. This chart shows the number of transfers made per parish in the month of September.



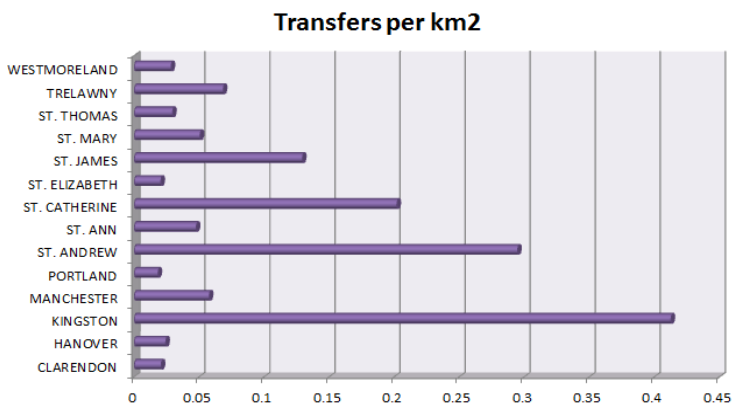
The parish with the most transfers over this period was St. Catherine with 241 transfers, followed by St. Andrew and St. James with 127 and 77 transfers respectively. Parishes with the least number of transfers were Kingston with 9 transfers and Hanover with 11 transfers.

The top three parishes for real estate revenue were St. Andrew, St. Catherine and St. James accounting for 41%, 17% and 10% of real estate earnings in the month of September. The lowest earning parishes being Portland and Hanover each with 0.37% and 0.67% of sales.



### Number of transfers per Km<sup>2</sup>

Kingston led with the most transaction activity per square kilometer, followed by St. Andrew and St. Catherine. The least transaction activity per square kilometer took place in St. Thomas and Hanover. The graph below provides further details of each parishes level of transfer activity per square kilometer.



### Transaction of the month

Transaction of the month took place at 5 Windsor Avenue Kingston 5. Purchased in two separate transaction each at USD \$2,800,000 accounting for a grand total of USD \$5,600,000 which is equivalent to JMD \$595,728,000, covering a total area of 3987.99 SQ.M.