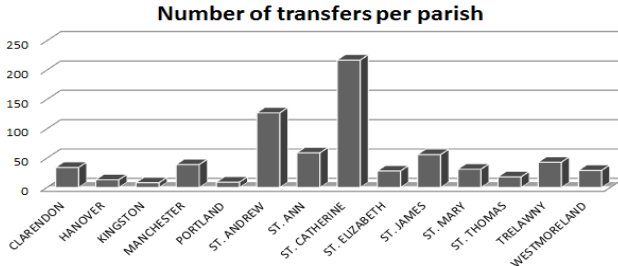


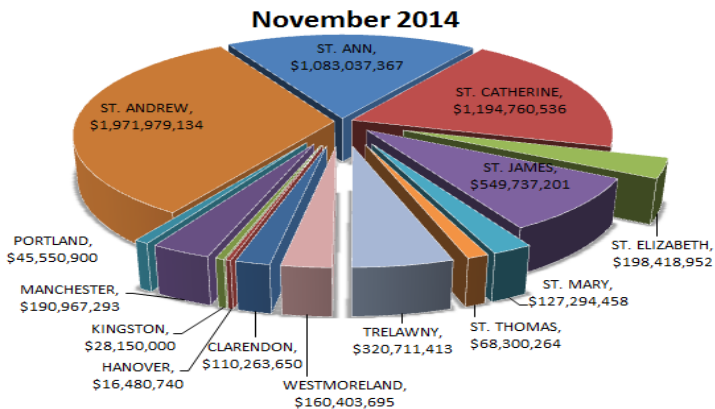
# Data Report November 2014

A total of 711 real estate transfers accounted for approximately JM\$6 billion dollars spent on real estate transactions in the month of November. This chart shows the number of transfers made per parish in the month of November.



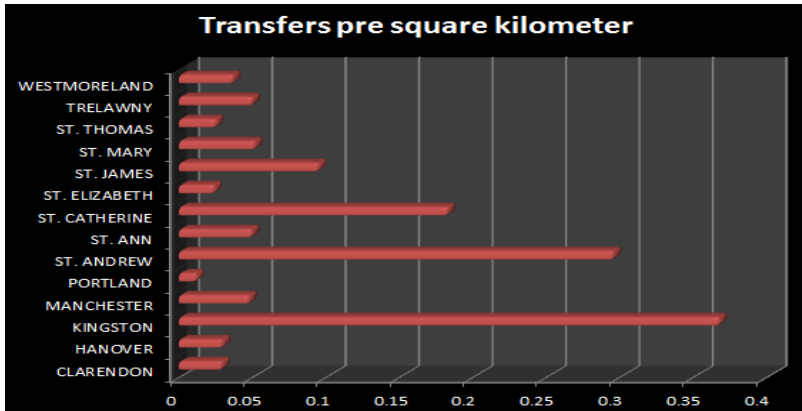
The parish with the most transfers over this period was St. Catherine with 217 transfers, followed by St. Andrew and St. Ann with 127 and 59 transfers respectively. Parishes with the least number of transfers were Kingston with 8 transfers and Portland with 9 transfers.

The top three parishes for real estate revenue were St. Andrew, St. Catherine and St. Ann accounting for 33%, 20% and 18% of real estate earnings in the month of October. The lowest earning parishes were Hanover and Kingston with 0.27% and 0.46% of sales.



## Number of transfers per Km<sup>2</sup>

Kingston led with the most transaction activity per square kilometer, followed by St. Andrew and St. Catherine. The least transaction activity per square kilometer took place in Portland and St. Elizabeth. The graph below provides further details of each parishes level of transfer activity per square kilometer.



## Transaction of the month

Transaction of the month took place at 2 Belmont road Kingston 5 worth USD \$2,850,000 which is equivalent to JMD \$303,183,000, covering a total area of 2024 SQ.M.

