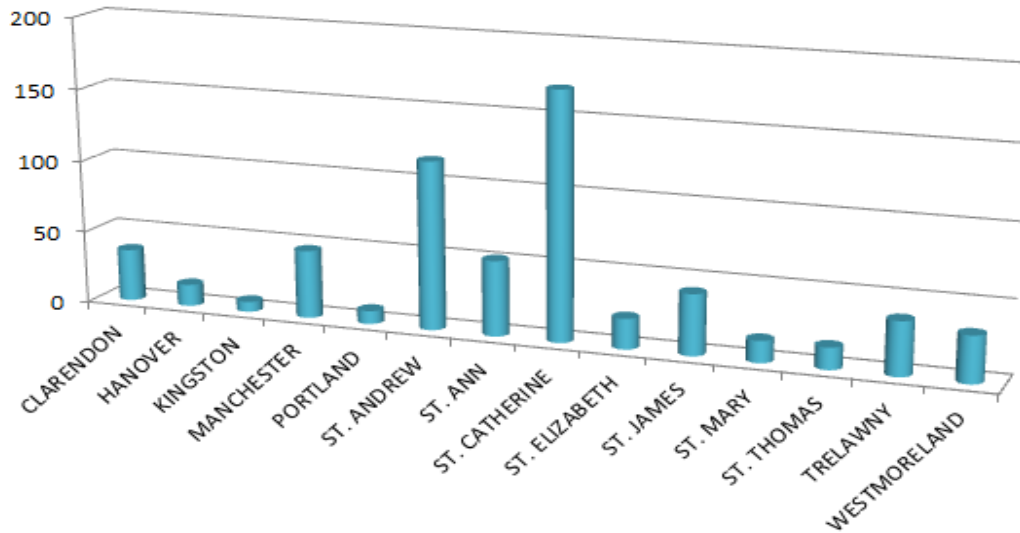


Data Report March 2014

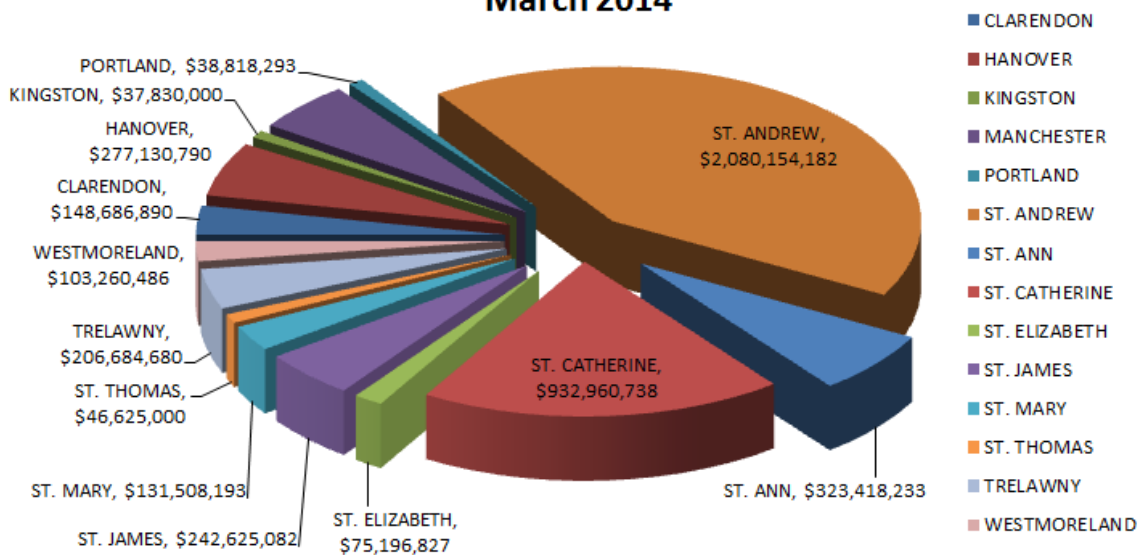
A total of 614 real estate transfers accounted for \$4.8 billion dollars which was spent on real estate transactions in the month of March. This chart shows the number of transfers made per parish in the month of March.

Number of transactions per parish



The top three parishes for real estate revenue were St. Andrew, St. Catherine and St. Ann accounting for 42%, 19% and 7% of real estate earnings in the month of March. The parishes to earn the least were Kingston and Portland each with 1% of sales.

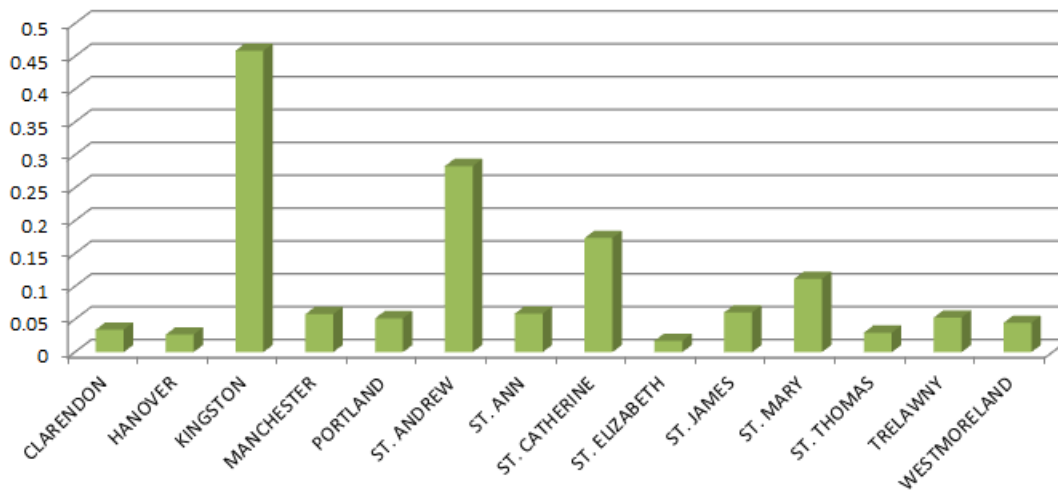
March 2014



Number of transfers per Km²

Kingston led with the most transaction activity per square kilometer, followed by St. Andrew and St. Catherine. The least transaction activity per square kilometer took place in St. Thomas and Hanover.

Transactions per km2



Transaction of the month

Transaction of the month took place at 46 Tryall, Hanover and was purchased in USD amounting to US\$1,650,000.00 or JMD \$175,527,000.00. It comprised of 7407 square meters of land.

